
Overview

Core-CT will be upgrading the technical PeopleTools from version 8.49.xx to 8.51.13 on 04/02/2012 to ready the underlying technology infrastructure to facilitate the application upgrades to the all of the products contained in the Core-CT system. The application upgrades are planned for the latter part of 2012 and into 2013 to leverage the State of Connecticut investment in the Oracle/PeopleSoft ERP.

This document highlights some of the features that will be available under PeopleTools 8.51 and the required actions to familiarize the users of the Core-CT system with the minor “look and feel” changes that the upgrade introduces. The screen shots depicted in this document were compiled using Internet Explorer 8. Other supported browsers/browser versions may differ slightly in look, feel and behavior.

In addition to the updates to the look and feel of the Core-CT applications there are some functionality updates the 8.51.13 PeopleTools upgrade introduces as well. These updates are evolutionary as opposed to revolutionary and we have kept the new functional changes to a minimum to ensure that users are not adversely impacted with a large learning curve to transact with the system.

Action Required

Please familiarize yourselves with the following ten look and feel or functional changes to the system to complete this task.

1. Color Scheme Changes

Some of the applications that are part of the Core-CT application suite still use the original color schemes delivered by PeopleSoft in 2001. These color schemes, known as the classic style user interface, are no longer supported and will be updated to the same color scheme as the Core-CT Portal, known as the dark blue style user interface.

OLD

1. Color Scheme Changes

NEW

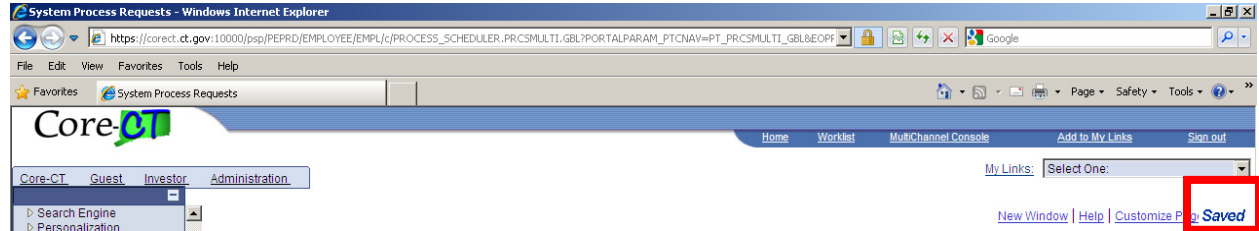
2. Processing and Save Icon Updates

The familiar “Processing” and “Saved” icons that are displayed when completing a transaction have

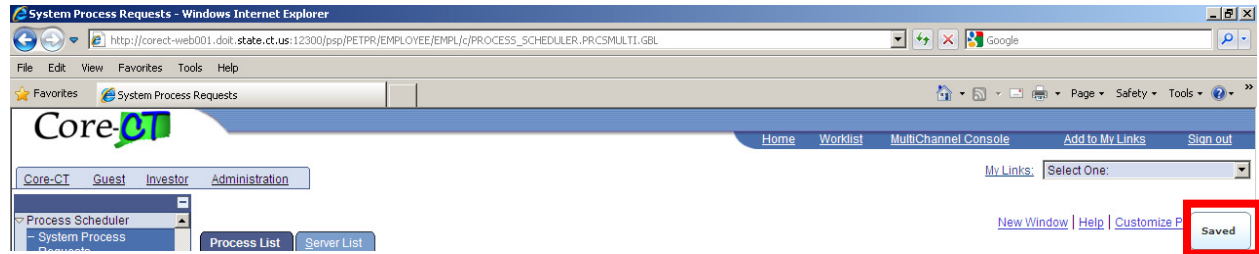
2. Processing and Save Icon Updates

been updated.

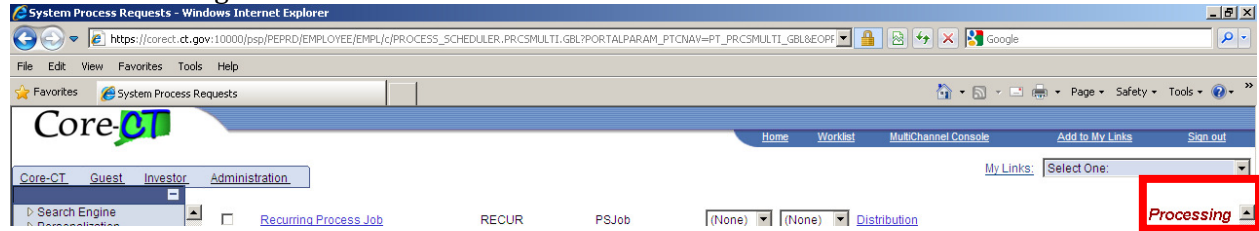
OLD - Saved



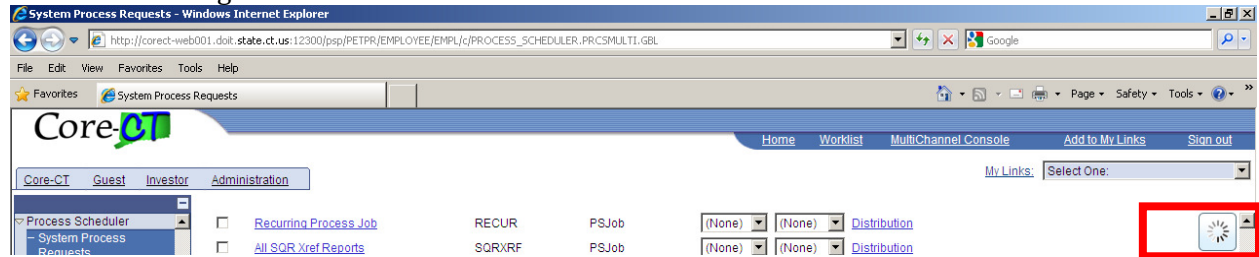
NEW - Saved



OLD - Processing



New - Processing



3. Process Monitor/Report Monitoring Changes

The Process Monitor and Report Manager pages have been updated to increase search and sorting functionality. The Process Monitor changes are shown below but the Report Manager page changes are similar.

OLD

The screenshot shows the 'View Process Request For' form in the Core-CT System Process Requests application. A dropdown menu is open for the 'Last' field, showing options: Days, Hours, Minutes, and None. The 'Days' option is selected. The form also includes fields for User ID (VP1), Server, Name, Instance, Run Status, and Distribution Status. Below the form is a table with the following data:

Select	Instance	Seq.	Process Type	Process Name	User	Run Date/Time	Run Status	Distribution Status	Details
<input type="checkbox"/>	1160		SQR Report	XRFWIN	VP1	02/20/2012 3:56:54PM EST	Success	Posted	Details

NEW – Date Range option

The screenshot shows the 'View Process Request For' form with a 'Date Range' dropdown menu open. The menu shows 'From: 02/20/2011' and 'to: 02/20/2012'. The 'Save On Refresh' checkbox is checked. The table below shows the following data:

Select	Instance	Seq.	Process Type	Process Name	User	Run Date/Time	Run Status	Distribution Status	Details
<input type="checkbox"/>	322		SQR Report	XRFWIN	VP1	02/20/2012 3:59:38PM EST	Success	Posted	Details

NEW – Last option

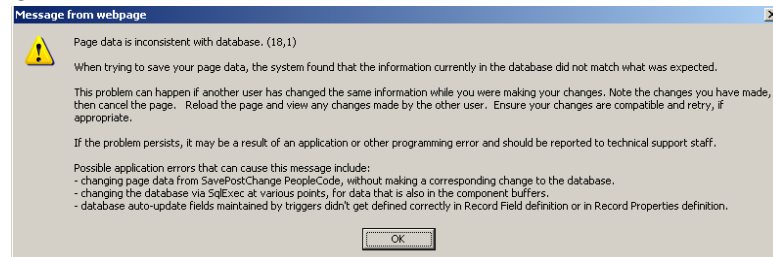
The screenshot shows the 'View Process Request For' form with a 'Last' dropdown menu open. The menu shows options: All, Days, Hours, Minutes, and Years. The 'All' option is selected. The table below shows the following data:

Select	Instance	Seq.	Process Type	Process Name	User	Run Date/Time	Run Status	Distribution Status	Details
<input type="checkbox"/>	322		SQR Report	XRFWIN	VP1	02/20/2012 3:59:38PM EST	Success	Posted	Details

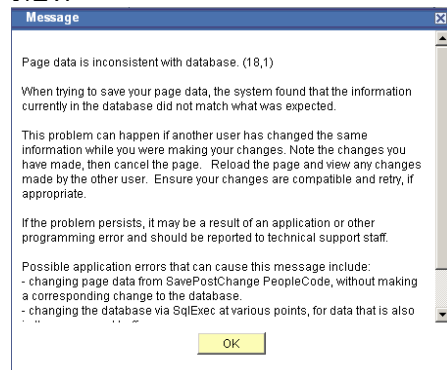
4. Message Box Update

The alert message box that alerts users to additional messages, warnings or errors format has been updated.

OLD



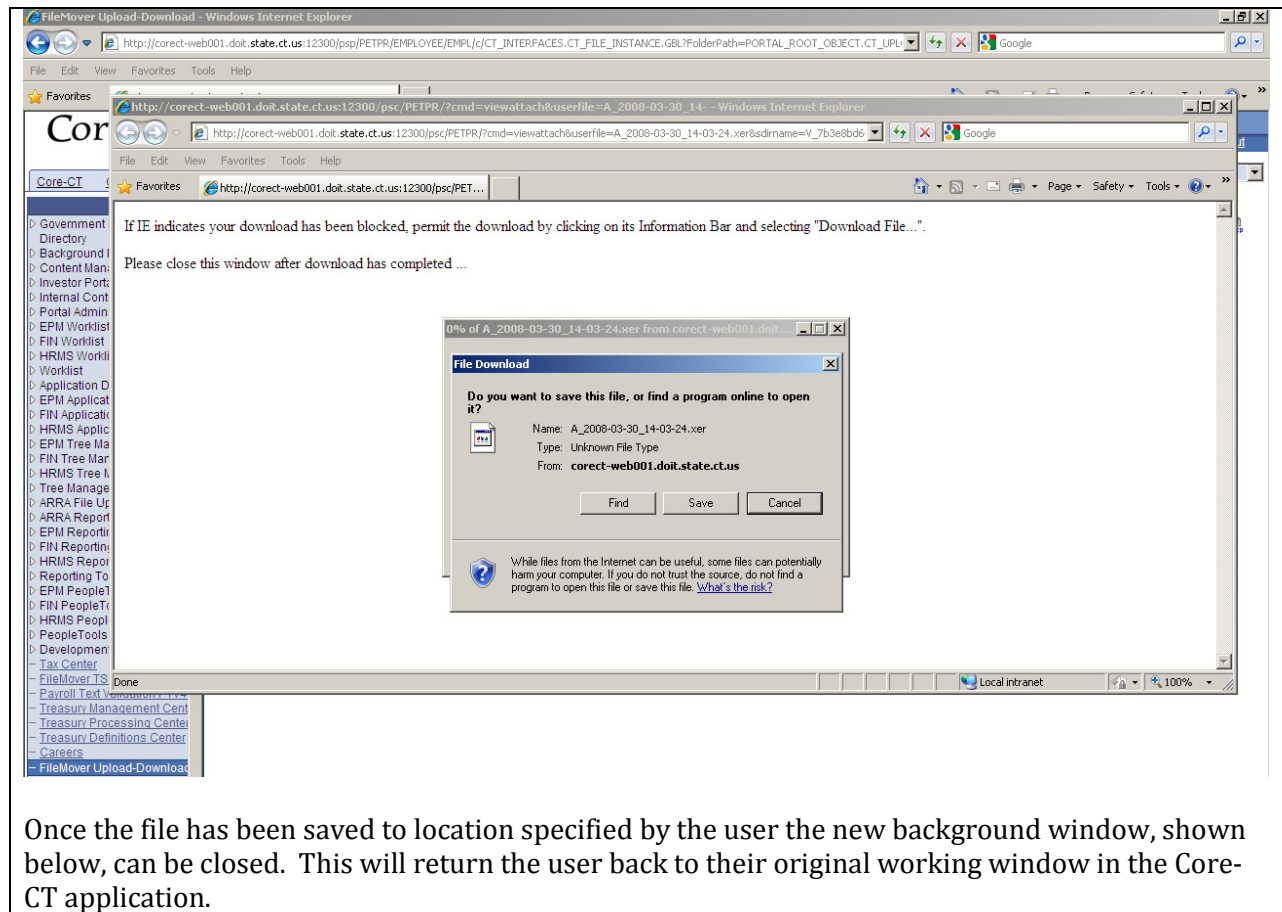
NEW



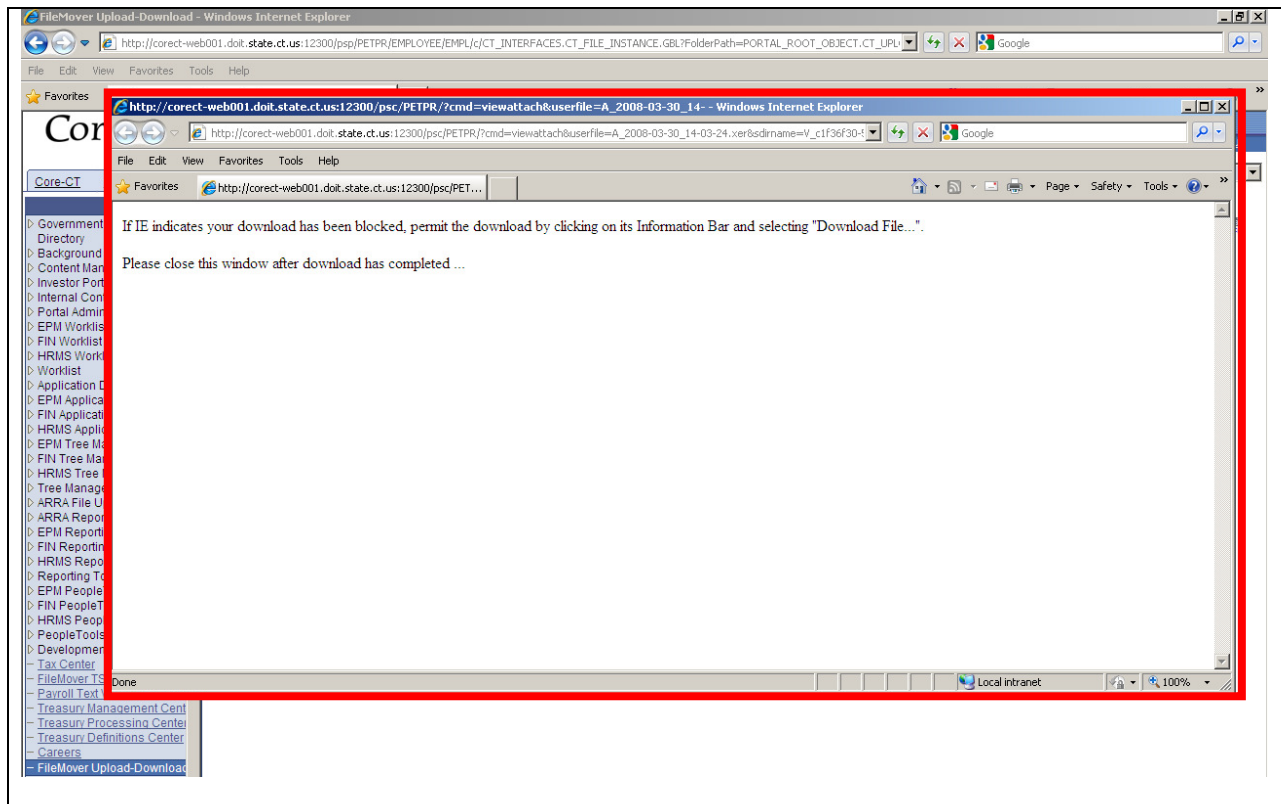
5. File Attachment Download Warning

Security for file attachment downloads has been changed to follow changes that have been introduced with newer browsers with regards to limiting unwanted popup windows, commonly associated with spyware. When a file download is requested PeopleSoft it will open a new window and then prompt the user where to Save the file. This update will be especially noticeable to users uploading and downloading files.

NEW



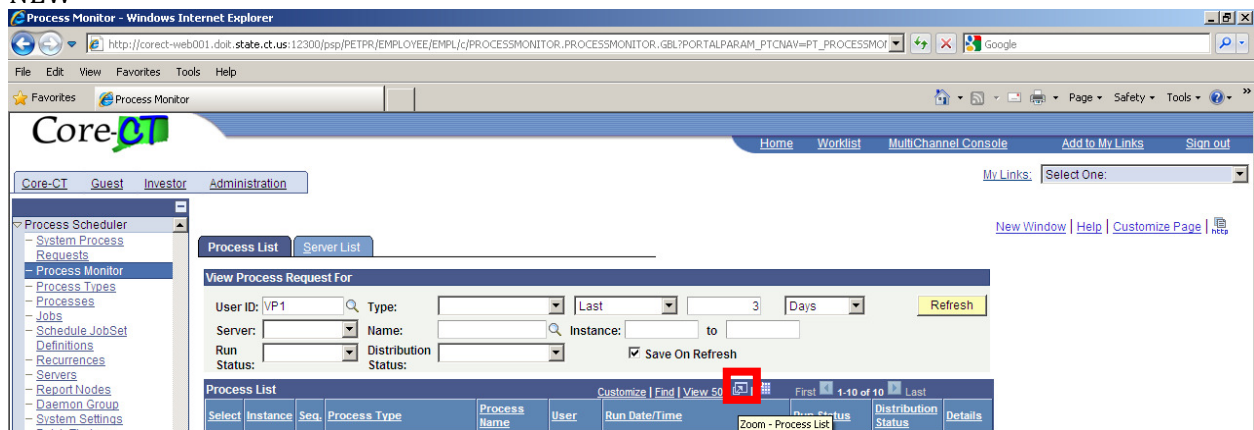
Once the file has been saved to location specified by the user the new background window, shown below, can be closed. This will return the user back to their original working window in the Core-CT application.



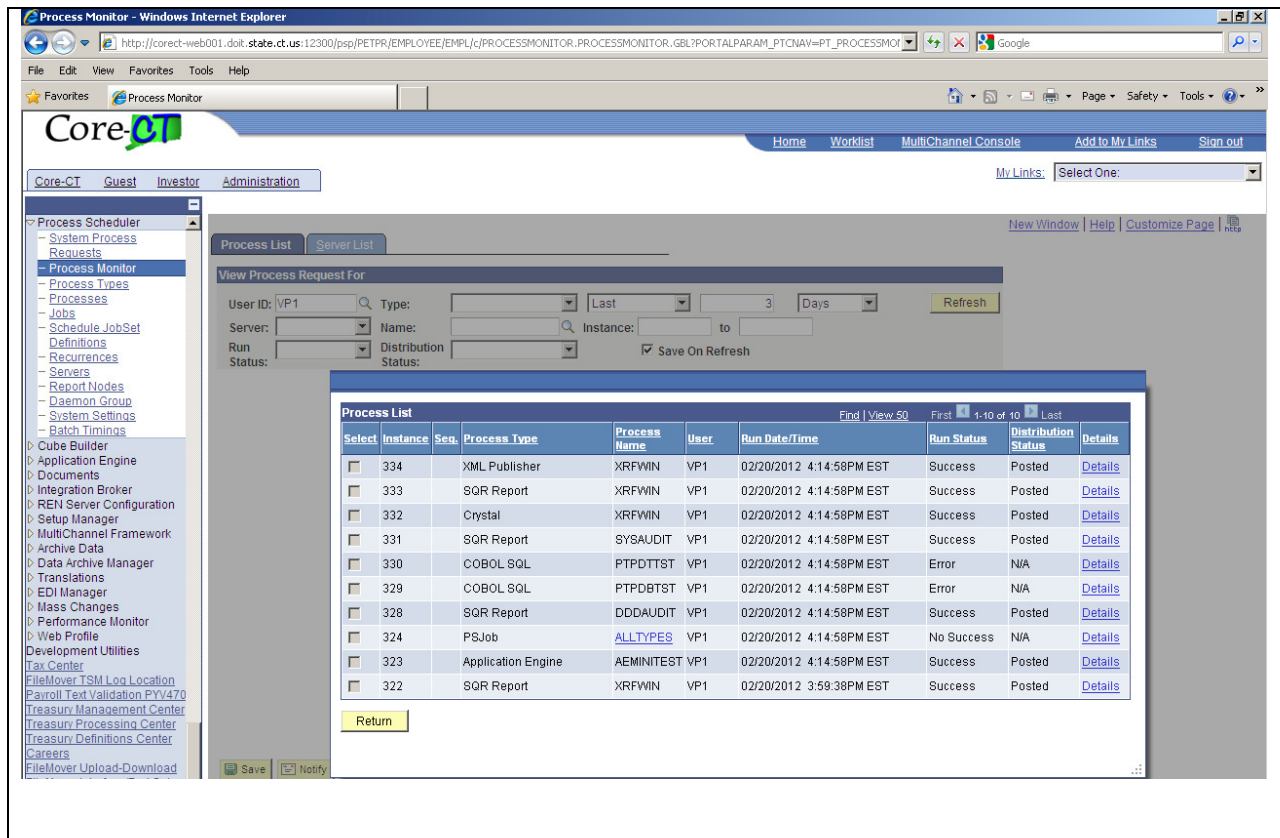
6. Zoom Grid Functionality

PeopleSoft delivers new functionality for working with grids in pages.

NEW

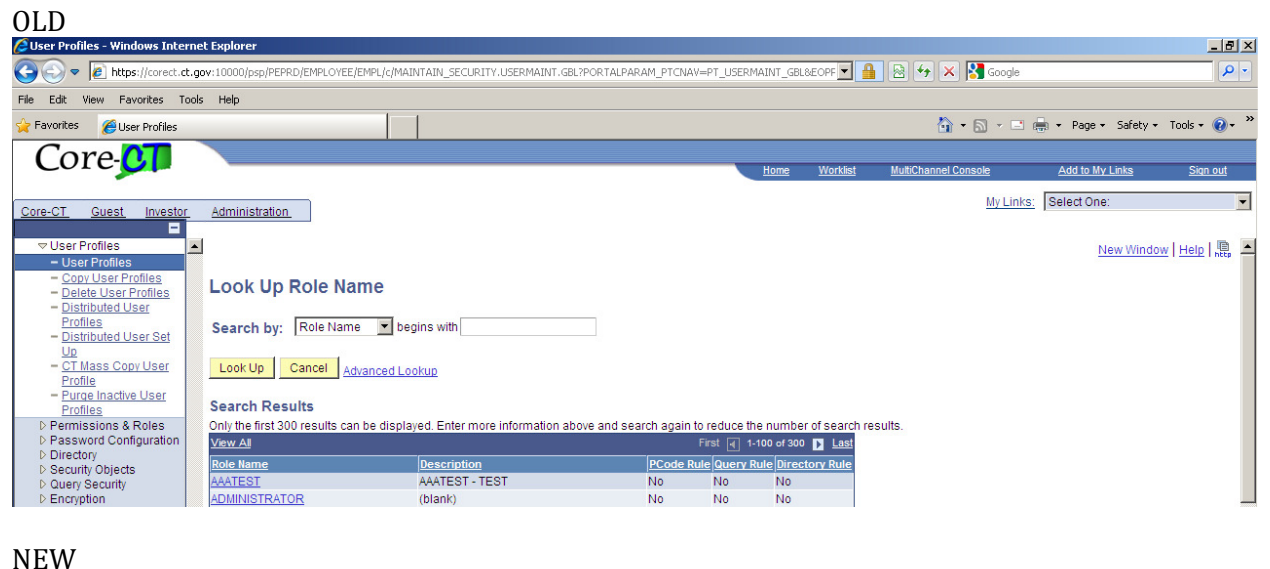


Once the Zoom button is clicked the grid contents will open within the existing browser window.

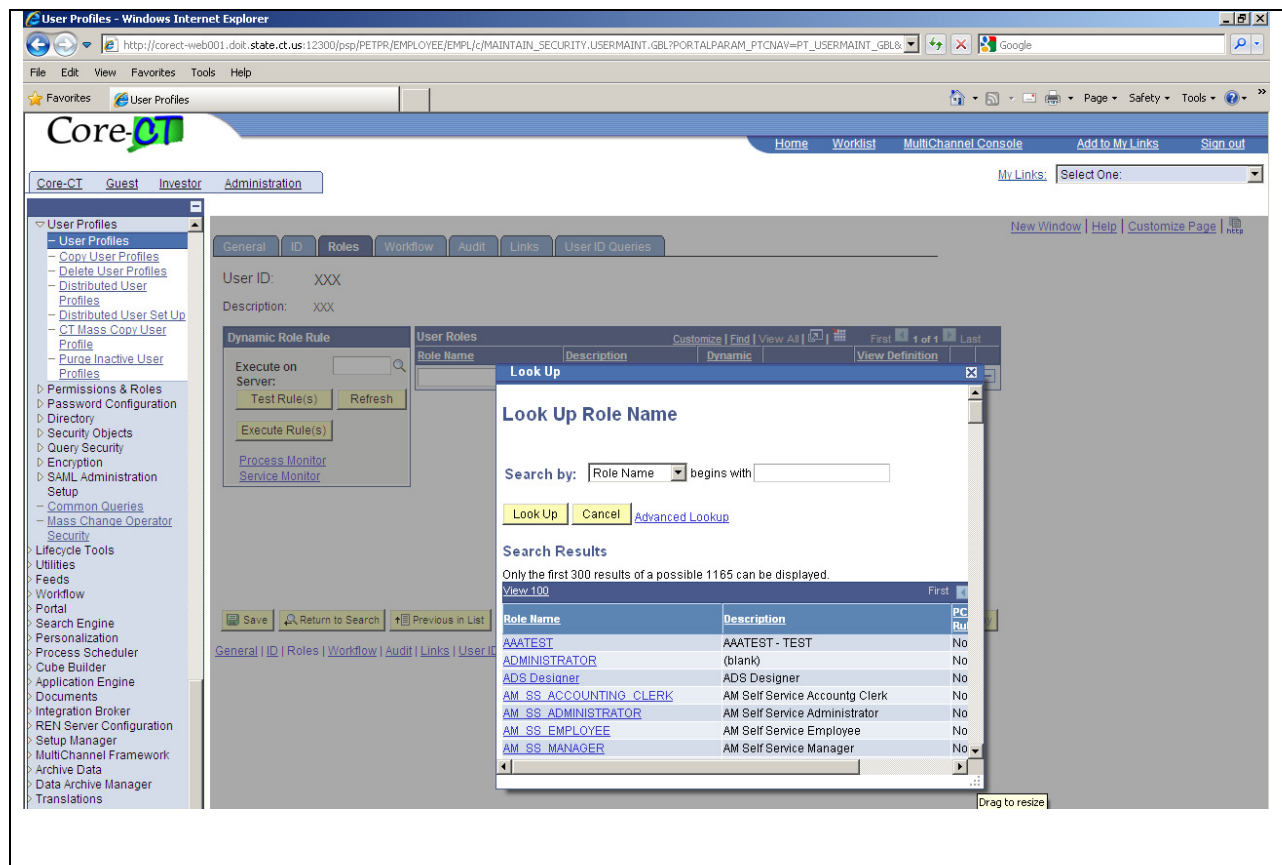


7. Lookup Page Changes

When clicking the magnifying glass to perform a lookup the appearance of the page has changed. The new functionality matches the appearance of the zoom grids which was previously detailed.



NEW



8. Enterprise Menu Horizontal Scroll Bar

For certain users when selecting items in the Enterprise Menu the Menu will be shrunk horizontally and text will only be viewable by using the scroll bar at the bottom of the page.

OLD





9. Enterprise Menu Vertical Frame

In the previous release users' security determined the number of menu items and the shaded frame that surrounded the Enterprise Menu. In the upgraded environment once the user clicks on an item in the Enterprise Menu the shaded frame expands the full vertical height of the page.

NEW

